


SUMOPANELS
16inch series



SUMO 16INCH PANELS
(2900 x 400 x 8)mm



MORE DESIGNS



101-987



Definite for human
It's pure phenolic



Keep away from
Direct sun light



Carpenter friendly
Easy to apply



Engineered for
Internal use only

10 Feet x 16 Inch



101-415



Definite for human
It's pure phenolic



Keep away from
Direct sun light





Carpenter friendly
Easy to apply



Engineered for
Internal use only

10 Feet x 16 Inch



Definite for human
It's pure phenolic



Keep away from
Direct sun light



Carpenter friendly
Easy to apply



Engineered for
Internal use only

10 Feet x 16 Inch



101- 443



Definite for human
It's pure phenolic



Keep away from
Direct sun light




Carpenter friendly
Easy to apply



Engineered for
Internal use only

10 Feet x 16 Inch



101- 4386

ANDHRA TEAK



Definite for human
It's pure phenolic



Keep away from
Direct sun light



Carpenter friendly
Easy to apply



Engineered for
Internal use only

10 Feet x 16 Inch



101- 905



Definite for human
It's pure phenolic



Keep away from
Direct sun light




Carpenter friendly
Easy to apply



Engineered for
Internal use only

10 Feet x 16 Inch

MORE DESIGNS



Definite for human
It's pure phenolic



Keep away from
Direct sun light




Carpenter friendly
Easy to apply



Engineered for
Internal use only

10 Feet x 16 Inch



101- 942



Definite for human
It's pure phenolic



Keep away from
Direct sun light




Carpenter friendly
Easy to apply



Engineered for
Internal use only

10 Feet x 16 Inch

MORE DESIGNS



Definite for human
It's pure phenolic



Keep away from
Direct sun light



Carpenter friendly
Easy to apply



Engineered for
Internal use only

10 Feet x 16 Inch



101-740⁽⁴⁵⁹⁾



Definite for human
It's pure phenolic



Keep away from
Direct sun light



Carpenter friendly
Easy to apply



Engineered for
Internal use only

10 Feet x 16 Inch